

# New Plexo<sup>3</sup>

all the space  
you need



IP 65 WEATHERPROOF ENCLOSURES

 **legrand**<sup>®</sup>

# Ideal for a multitude of applications



▲ Commercial applications



▲ Residential applications



▲ Outdoor applications



▲ Agricultural applications

PLEXO<sup>3</sup> - ALL THE SPACE YOU NEED

2

A wide range of enclosures...




## 11 sizes of enclosure

- ▶ 2 to 8 modules
- ▶ 12 modules with 1 to 3 rows
- ▶ 18 modules with 1 to 4 rows

## Stronger and more weatherproof

IP 65



- ▲ IP 65 : weatherproofing and UV treatment guaranteed for applications in damp places

IK 09



- ▲ IK 09 : enhanced impact resistance (shock-resistant polystyrene)



- ▲ Flush-mounted handle for better shock protection



- ▲ Double closing point to ensure a good seal

...with guaranteed security



- ▶ Handle can be locked with a key.

# Speed and ease of installation

4

PLEXO<sup>3</sup> - ALL THE SPACE YOU NEED



▲ Removable faceplate: easier maintenance on individual rows



▲ Rails can be removed one by one



▲ Removable chassis for wiring outside the enclosure



▲ Enclosures can be fitted with terminal blocks, which can easily be repositioned at the top and bottom of the box

## Clever accessories that save your time



- ▲ Different sizes of direct piercing end caps can be mounted at the top and bottom of the enclosure



- ▲ Knockout cable entries at the top and bottom of the enclosure



- ▲ Cable glands can be fitted according to your requirements



- ▲ Hinges which hold the cover make it easy to access the cables


### Direct piercing end caps

- ▶ ISO membrane glands can be pierced directly by the cable.
- ▶ Tool-free fitting and removal.
- ▶ IP 65, IK 09 guaranteed with the cable inserted. Larger cable capacity than a standard cable gland.
- ▶ Cable held securely in the membrane gland.


### ISO knockout cable entries

Cable entries which can be also fitted with cable glands (for commercial and industrial applications).


# Optimised cable runs and cable organisation




▲ Space behind the rails (2-position rail with depth adjustment)



▲ Space between the rails (allowing cables to run easily)



▲ Space at the side



6

PLEXO<sup>3</sup> - ALL THE SPACE YOU NEED

...suitable for all your various configurations



## Plexo<sup>3</sup> enclosures can take:

- ▶ LINA 25 pre-drilled plates for integration of non-modular products (transformers, power supplies, etc) in combination with solid faceplates
- ▶ DPX MCCBs on the 2-position rail with depth adjustment
- ▶ Arteor home automation DIN rail modules

## Fully reversible



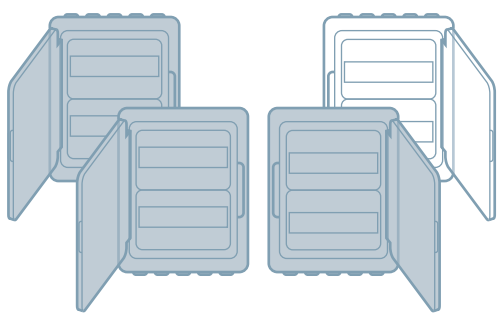
18 modules

12 modules

Terminal shields

Available for the whole range

### Door and enclosure fully reversible...



It makes no difference whether the wiring runs from the top or the bottom.

# Total solutions from Legrand perfect partners for Plexo<sup>3</sup> enclosures

Lexic modular devices –  
isolation, protection,  
control and signalling




Viking 3  
terminal blocks

Arteor BUS  
modules

8

PLEXO<sup>3</sup> - ALL THE SPACE YOU NEED

...contact Legrand on +44 (0)845 605 4333 for a full range of accessories



Starfix  
ferrules



Colson  
cable ties



CAB 3  
cable markers



# Plexo<sup>3</sup>

## IP 65 weatherproof enclosures and accessories



6019 74



6019 82



0019 66



0019 55

Self-extinguishing : resistance to incandescent wire 650°C  
 Conform to EN 60439-3  
 Weatherproof enclosures – IP 65 - IK 09 - Class II  
 Door and enclosure fully reversible  
 Removable chassis and faceplates from 2-row versions up  
 2-position rail for modular products and moulded cases  
 Spacing between rails 150 mm  
 Can be fitted with perforated plates and solid faceplates for mounting non-modular products  
 Lockable door handle, sealable cover and faceplate  
 Shock-resistant polystyrene material  
 Box colour light grey L750A, cover colour dark grey R746A  
 Supplied without terminal blocks

Pack	Cat. Nos.	Enclosures 2 to 8 modules	
		Number of rows	Number of modules
1	6019 32	1	2 (+1)
1	6019 74	1	4
1	6019 76	1	6
1	6019 78	1	8

Pack	Cat. Nos.	Enclosures 12 modules per row	
		Number of rows	Number of modules
1	6019 81	1	12
1	6019 82	2	24
1	6019 83	3	36

Pack	Cat. Nos.	Enclosures 18 modules per row	
		Number of rows	Number of modules
1	6019 85	1	18
1	6019 86	2	36
1	6019 87	3	54
1	6019 88	4	72

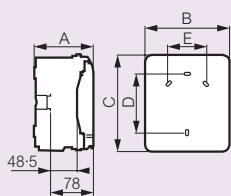
Pack	Cat. Nos.	Accessories	
		<b>Key lock</b>	
1	0019 66	N° 850	
		<b>Sealing kit</b>	
1	0019 68	Set of 2 sealable terminal shields for cover and 8 sealable supports for faceplate	
		<b>Fixing lugs</b>	
1	0019 69	Set of 4 wall mounting lugs	
		<b>Blanking plates</b>	
20	0019 61	5, separable into modules or 1/2 module Grey R746A	
		<b>Direct piercing end caps</b>	
1	0019 55	Pack consisting of 2 Ø32 mm ISO end caps, 5 Ø25 mm ISO end caps and 10 Ø20 mm ISO end caps	
		<b>Plain faceplates</b>	
2	0019 64	For 12 modules enclosures	
2	0019 65	For 18 modules enclosures	
		<b>Perforated plates</b>	
		Allow the DIN rail to be replaced with a LINA 25 plate when integrating non-modular products	
1	0019 62	For 12 modules enclosures, height 150 mm	
1	0019 63	For 18 modules enclosures, height 150 mm	
		<b>ISO M20 cable gland</b>	
25	0980 03	Cable gland IP 68	

# Plexo<sup>3</sup>

IP 65 weatherproof enclosures and accessories

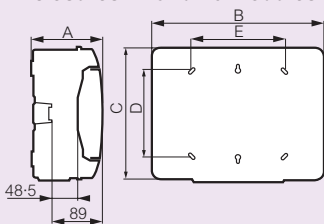
## ■ Dimensions

### Enclosures 2, 4, 6 and 8 modules



Cat. Nos.	Dimensions (mm)				
	A	B	C	D	E
6019 32	109	93	174	94	–
6019 74	115.6	128	200	120	–
6019 76	115.6	164	200	120	70
6019 78	115.6	200	200	120	106

### Enclosures 12 and 18 modules



Cat. Nos.	Dimensions (mm)				
	A	B	C	D	E
6019 81	141	340	282	180	180
6019 82	161	340	432	330	180
6019 83	161	340	622	480	180
6019 85	141	448	282	180	288
6019 86	161	448	432	330	290
6019 87	161	448	622	480	290
6019 88	161	448	822	680	290

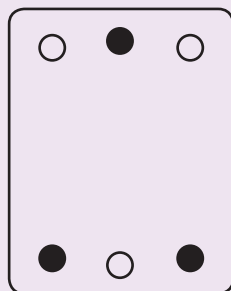
## ■ Fixing centres

### Fixing the enclosure on the wall

Each enclosure is equipped with knockout entries for 2 wall-fixing methods :

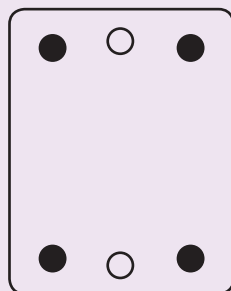
#### Hanging fixing

1 point in the middle, 2 points at the bottom



#### Adjustable peripheral fixing

4 fixing points



## ■ Number of knockouts on each side

Cat. Nos.	Top/bottom			Left/right		
	Ø20 mm	Ø25 mm	Ø32 mm	Ø20 mm	Ø25 mm	Ø32 mm
6019 32	2	–	–	–	–	–
6019 74	2	1	–	2	–	–
6019 76	4	1	–	2	–	–
6019 78	6	1	–	2	–	–
6019 81	7	2	2	–	–	2
6019 82	13	2	2	–	–	3
6019 83	13	2	2	–	–	4
6019 85	12	2	3	–	–	2
6019 86	13	4	3	–	–	3
6019 87	13	4	3	–	–	4
6019 88	13	4	3	–	–	5

## ■ Old/new range cross reference table

Old Plexo Cat. Nos.	New Plexo <sup>3</sup> Cat. Nos.	Number of rows	Total number of modules
<b>Enclosures 2 to 8 modules</b>			
0017 02	6019 32	1	2 (+1)
0017 04	6019 74	1	4
0017 06	6019 76	1	6
0017 08	6019 78	1	8
<b>Enclosures 12 modules per row</b>			
0017 11	6019 81	1	12
0017 12	6019 82	2	24
0017 13	6019 83	3	36
<b>Enclosures 18 modules per row</b>			
–	6019 85	1	18
–	6019 86	2	36
–	6019 87	3	54
–	6019 88	4	72

## ■ Direct piercing end caps

Cat. No.	Type	Number of end caps per pack	Ø	
			Min. (mm)	Max. (mm)
0019 55	ISO 20	10	4	13
	ISO 25	5	9	18
	ISO 32	2	12	25

## Contact details

### United Kingdom

Great King Street North,  
Birmingham, B19 2LF

### Customer Services :

Tel : 0845 605 4333 Fax : 0845 605 4334

E-mail : [legrand.sales@legrand.co.uk](mailto:legrand.sales@legrand.co.uk)

### Technical Support :

Tel : 0870 608 9020 Fax : 0870 608 9021

E-mail : [technical.uk@legrand.co.uk](mailto:technical.uk@legrand.co.uk)



**Head Office (UK and Ireland) :**  
**Great King Street North**  
**Birmingham, B19 2LF**

Tel : + 44 (0) 870 608 9000

Fax : + 44 (0) 870 608 9004

Website : [www.legrand.co.uk](http://www.legrand.co.uk)